

SAFE PARKING AT HILLARYS PRIMARY SCHOOL



Please drive responsibly by parking legally and to ease congestion around the school while keeping our students safe. Illegal parking poses a risk to children, pedestrians, community members and other road users.

SAFETY CONCERNS AND HOT SPOTS AROUND SCHOOL

- Parking/Stopping on footpaths
- Parking/Stopping across driveways, verges, lawns and gardens
- Parking/Stopping on median strips
- Disregarding parking signage
- Speeding motorists

HOW CAN PARENTS HELP?

- Model correct behaviours
- Walk or cycle to school when dropping or collecting children
- Park nearby and walk a short distance to the school
- Always be aware of children/pedestrians
- Follow sign posted parking restrictions
- Avoid leaving your vehicle for long periods
- Use kiss and drop off facility appropriately
- Allow extra time for drop off and pick up in wet weather

PARKING DO'S AND DON'T'S

DO

- Be aware
- Observe parking restrictions
- Be courteous
- Use kiss and drop off facility appropriately
- Slow down and drive safely




DO NOT

- Block driveways
- Park on a verge without consent of the owner
- Park/Stop on footpaths
- Double Park
- Park/Stop contrary to signage

- Park/Stop on median strips
- Park/Stop in Bus Zones
- Park in disabled bays



PARKING SIGNS

Parking signs exist to ensure safety for all and to minimise conflict between pedestrians and road users. Vehicles parked contrary to these signs risk infringements.

	<p>No stopping areas must be kept clear. If the sign does not show specific days/times it must be kept clear at all times.</p> <p>If the sign shows specific days/times (like the example to the left) the restrictions are only applicable to the specified days/times. Ensure you are parked/stopped in an area with enough time to avoid these timed restrictions.</p>
	<p>No Parking area mean you cannot park your vehicle in the area the directional arrow is pointing, if it is pointing in both direction you cannot park either side of the sign.</p> <p>No Parking Road/Verge means you cannot park you vehicle on the thoroughfare or the verge in the area.</p> <p>Please remember you cannot park on a verge without the permission of the property abutting the verge.</p>
	<p>Timed parking restrictions, you can only park in these areas for the amount of time stated on the sign. The example shown is 5 minutes.</p> <p>Zone parking, these signs will indicate the vehicle type that can park in these zones. If your vehicle does not match the type stated on the sign you cannot park or stop in the area.</p>

PARKING PROBLEMS

Below are examples of common illegal parking found around our school.

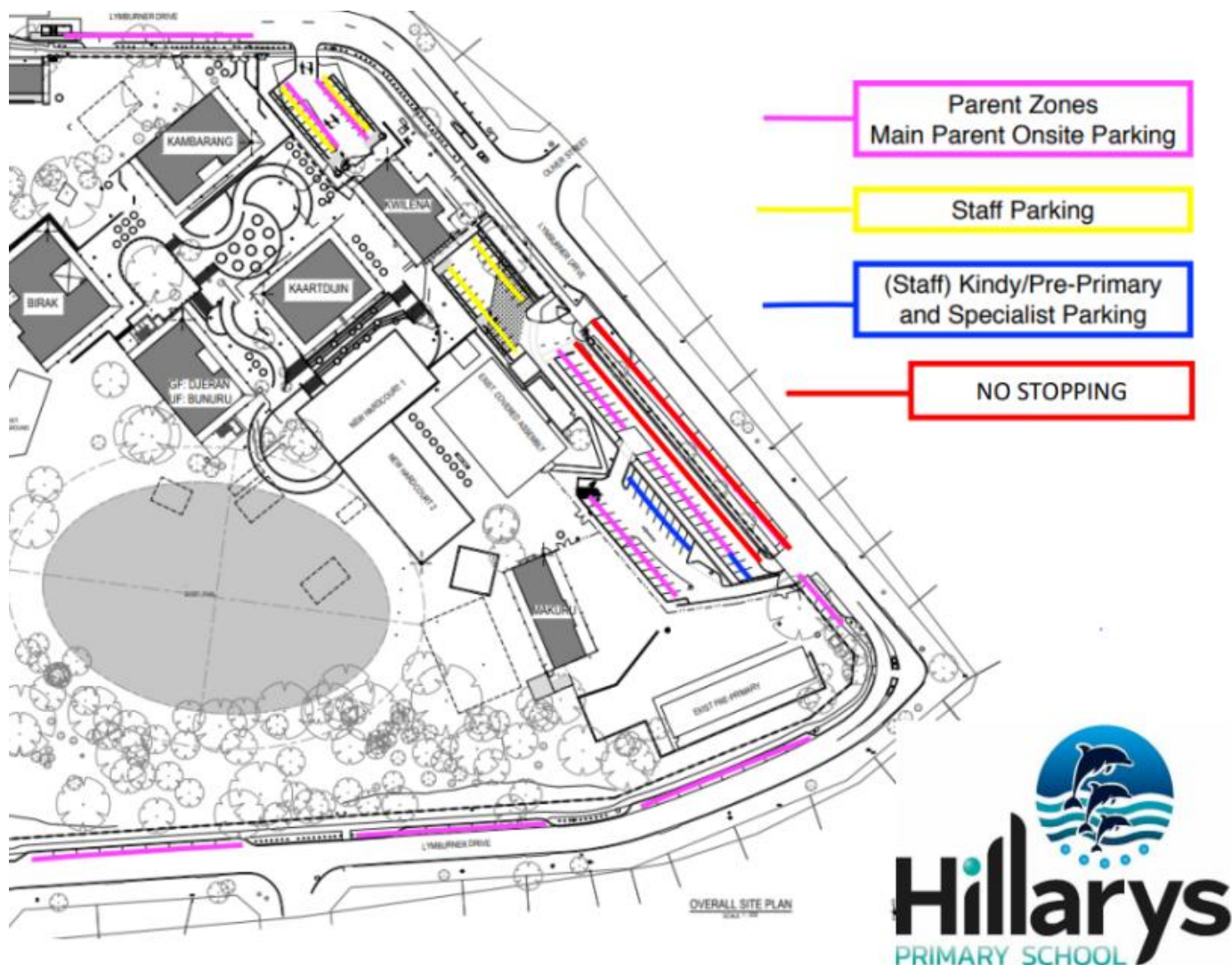
	<p>Parking on Footpath/Nature Strip/Driveway</p> <p>You must not stop or park across a driveway, footpath or nature strip for any reason. These do not need to be sign posted and are not allowed under any circumstances.</p>
	<p>Double Parking</p> <p>It is illegal to double park at anytime. You must not stop on the road alongside a car that is parked at anytime.</p>

DISABLED PARKING



ACROD Bays are designated parking areas solely for the use of vehicles displaying a valid disability parking permit. These bays are larger than standard spaces to provide better access for individuals with mobility challenges. At Hillarys PS, we have families who hold ACROD stickers and require these spaces to be available to them. **Please do not use these bays AT ANY TIME** if you do not hold a valid permit. Parking in ACROD bays without a permit can result in hefty fines. **These bays are not for turnaround purposes.** Thank you for your continued cooperation and respecting the needs others.

PARKING MAP

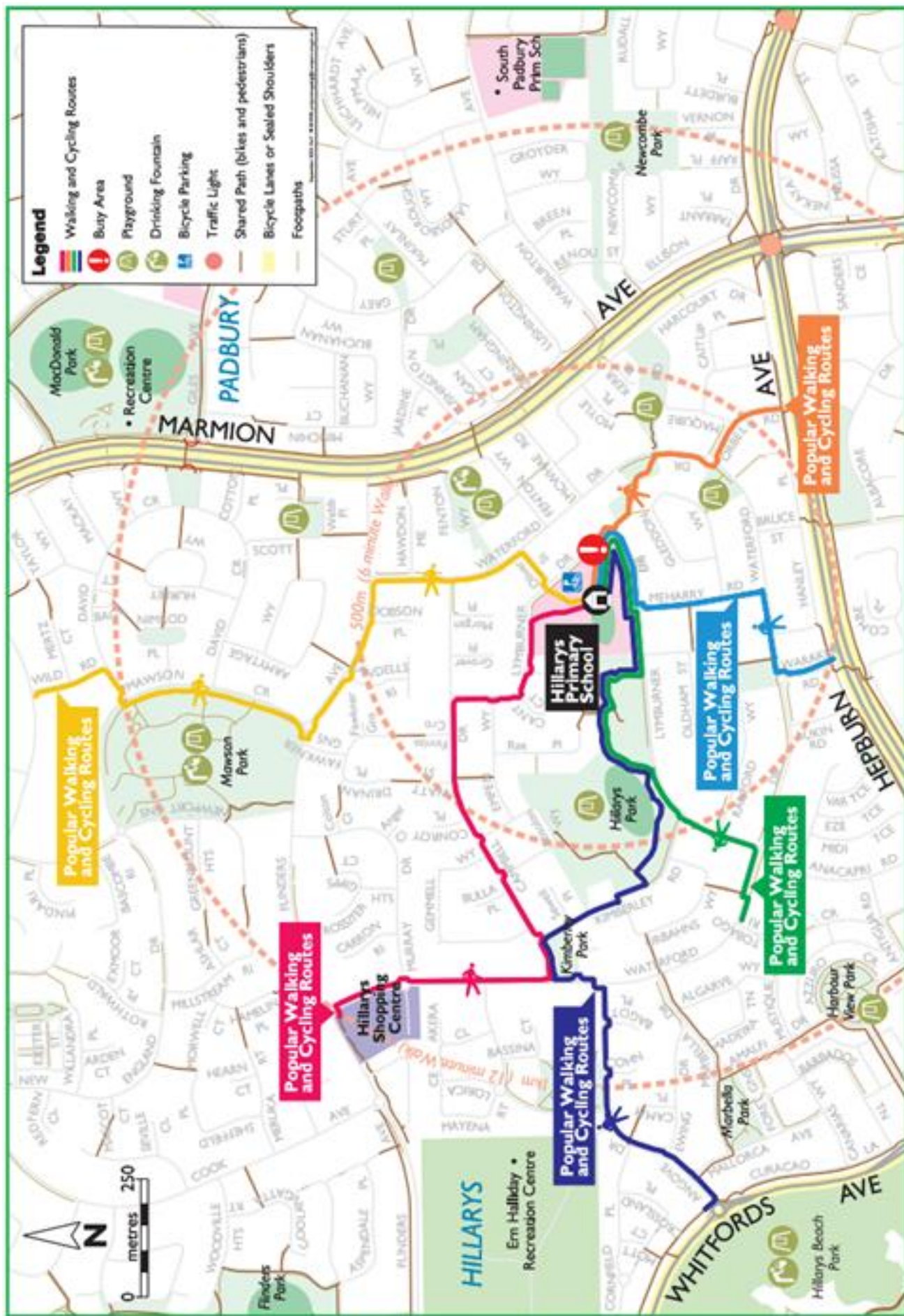


ALTERNATIVE OPTIONS



To further ease congestion, we encourage families to park in the surrounding area and walk the short distance to school. Parents and carers are encouraged to find a suitable parking spot away from the school gates. Consider parking at Hillarys Park and walking through the park to school. This is an opportunity to get your steps up and for the children to keep fit and healthy.

Hillarys Primary School is a Your Move school and encourages all students to walk, ride or scoot to and from school where possible. Lots of our students are already enjoying doing this. See the map to help you plan your way to school.



The information contained in this publication is provided in good faith and believed to be accurate at time of publication. The State, City of Joondalup, or Hillarys Primary School shall in no way be liable for any loss sustained or incurred by anyone relying on the information. 062023

www.yourmove.org.au